

FST

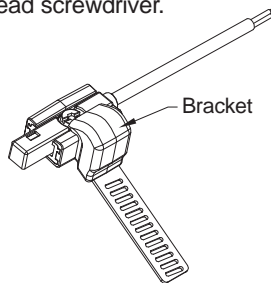
FST is designed for CS-40 & CS-50 & CS-65 & CS-75 series sensor on tie-rod cylinder.



How to mount:

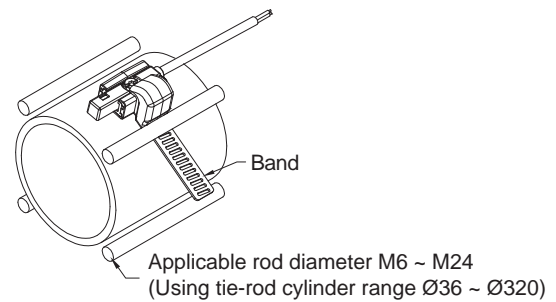
Step 1

Fix sensor on bracket with 2mm hexagon wrench or flathead screwdriver.



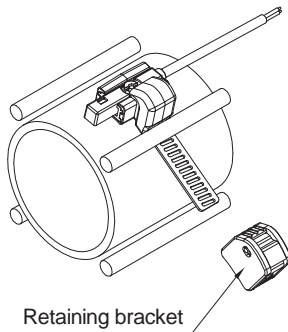
Step 2

Insert the band between cylinder tube and tie-rod.



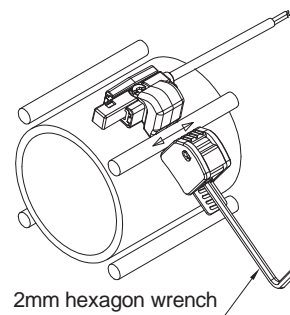
Step 3

Slide the retaining bracket onto the band.



Step 4

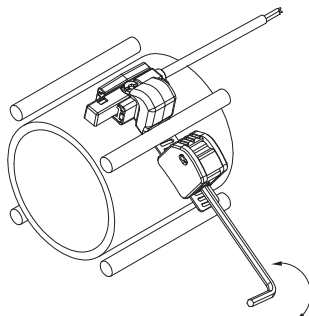
Adjust by moving bracket to most ideal sensing position and tighten screw. (Torque: 5~7 kgs).



How to dismount:

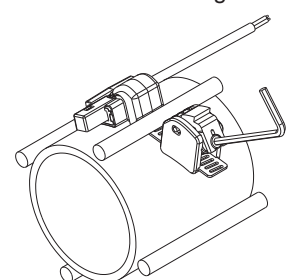
Step 1

Use 2mm hexagon wrench to release the screw for 2~3 turns.



Step 2

Use 2mm hexagon wrench to lift up the screw cap to remove the retaining bracket.



Unit:mm